

Interactive Pesach Booklet: A Guide for Young Children and Children with Learning Disabilities

By Esther Benaim

Grade Level: Early Childhood, Special Education

Description:

A colorful, interactive booklet to help younger children, and children with learning difficulties, learn about Pesach and the Seder. Each topic is explained clearly. Sensory materials are experienced and attached to the booklet. Child will circle, write, draw lines, cut, and paste in appropriate places. This Pesach booklet provides the visuals and information to open a discussion that will cover the main points of Pesach and the Seder.

What to download:

- Download the print-ready PDF file (includes lesson plan/instructions).
- OPTIONAL: Download the editable Publisher file (does not include lesson plan).

Goals/Objectives:

Students will identify main points and experience Pesach and the Seder in an interactive way.

Materials Needed:


- Markers or crayons
- Silver foil
- Glue
- Scissors
- Salt
- A piece of large Lego
- Paint

Instructions:

1. Read and discuss each page of the booklet.
2. Circle, write, draw lines, cut, and paste in appropriate places.
3. For Kadesh, the child can glue silver foil onto the cup.
4. For Karpas, the child can taste a little salt, glue some salt into the bowl, and pretend to dip the karpas into it.
5. For Yachatz, the child can create “matza” paper. Allow the child to color in some paper on a piece of lego. Then cut out 3 circles. Child can tear one circle in half. Glue “matzos” down.
6. For Rachtza, the child can print their hand on the paper with paint.

Closure Assessment:

According to his or her ability, the child should describe each part or step of the Seder



פסח



PESACH



Booklet




Before Pesach, we clean our houses
and throw away all the **Chometz**.



What is Chometz?



What can we use to clean the house?







The night before Pesach, we search
for any Chometz. This is called

בְּדִיקַת חֵמֶץ

--	--	--	--	--

--	--	--

First we make it very dark,




then Daddy uses a feather and a
candle to search for the Chometz.

CANDLE



FEATHER



CHOMETZ



Help look for all the chometz!





בֵּיעוּר חֹמֶץ

We burn all the Chometz in a



**Cut out the bread and
stick it in the fire**



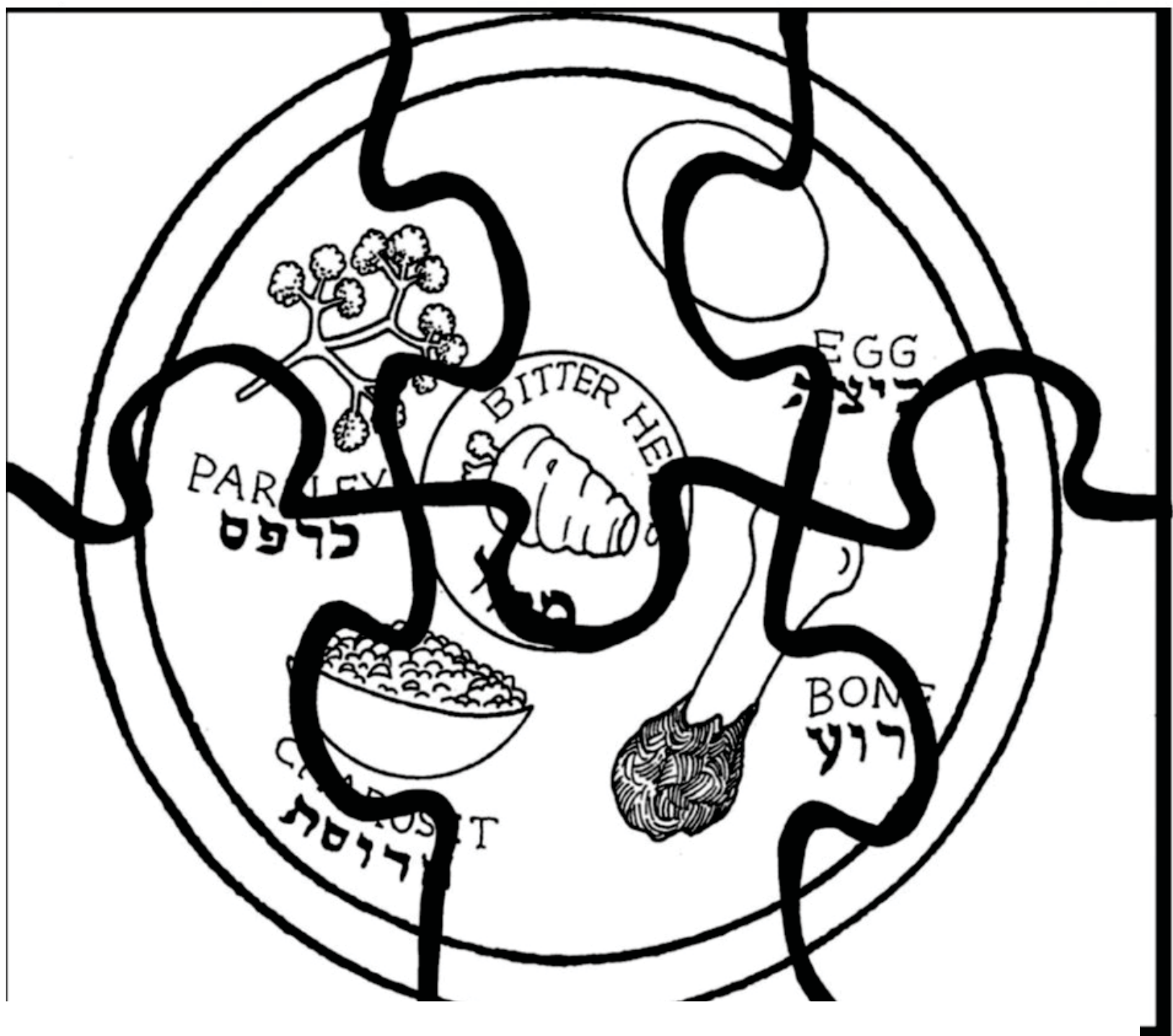


On Pesach, we sit down by the Yom Tov
table and have a Seder.



Make the puzzle to find out what a Seder
plate looks like.





Match the name to the picture



Bone



Bitter Herbs



Celery



Chazeres



Charoses



Egg

kadesh

We drink a cup of wine.

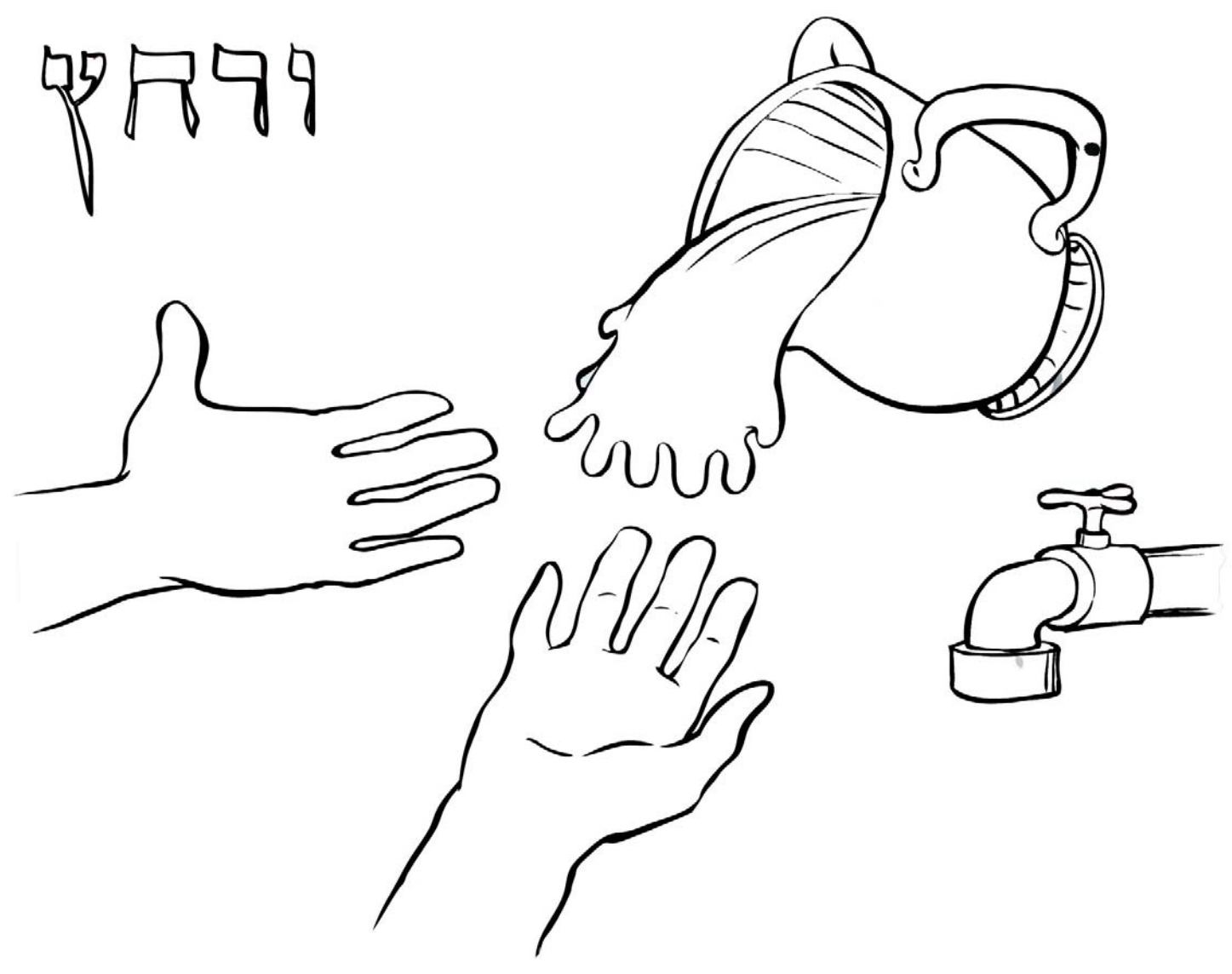


What Brocho do we make on ?



Urchatz

We wash our hands without
making a brocho.






Karpas

We dip a vegetable into salt water.







Yachtz

We break  the in
half and hide the bigger half.

Maggid


We read the הגדה which tells us the story of Pesach.



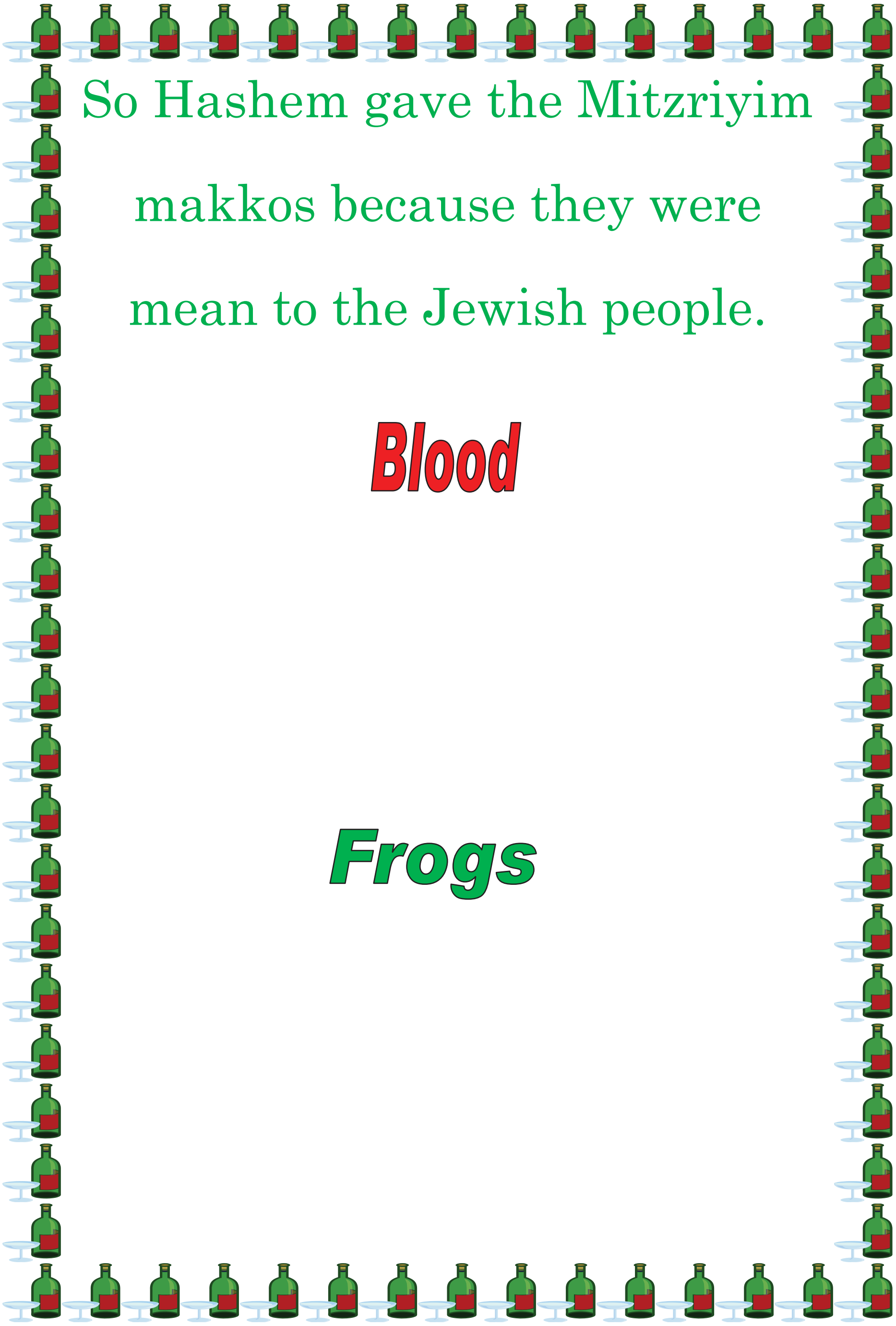
Paroh made the Jews work very hard. Did this make them



or



© Walder Pavillion



So Hashem gave the Mitzriyim
makkos because they were
mean to the Jewish people.

Blood

Frogs



Lice

Wild Animals

The death of the animals



Boils


Hailstones


Locust



Darkness

The death of the firstborn





So Paroh let the Jewish people
go out of Mitzrayim and
they were very

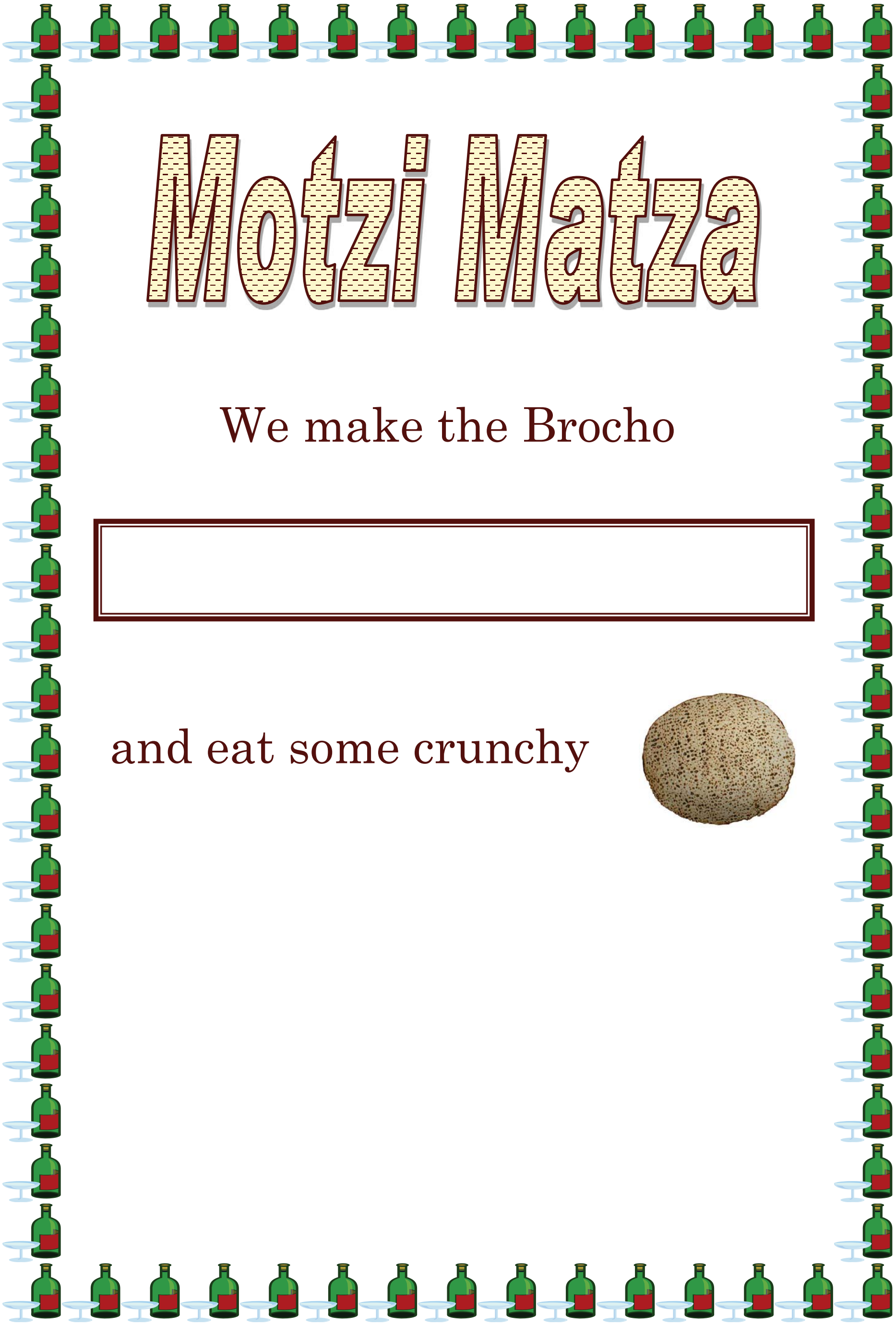


© Walder Pavillion



Rachtza

We wash our hands and say the
Brocho:



Matzi Matza

We make the Brocho



and eat some crunchy

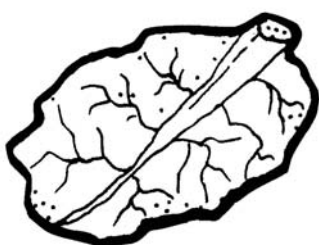


עַל נְטִילַת יַדַיִם

הַמוֹצֵיא לַחֵם מִן הָאָרֶץ

Maror

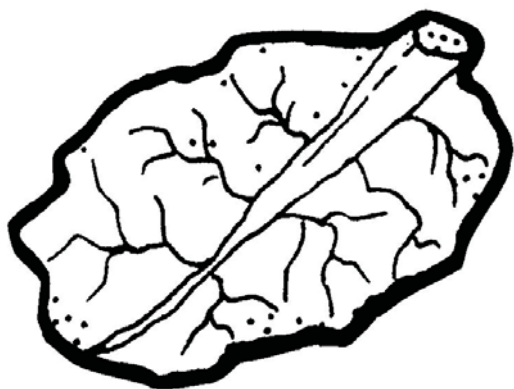
We dip the



into חרוסת.



מרור




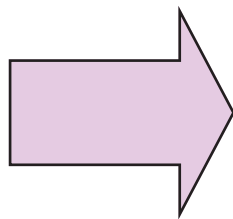
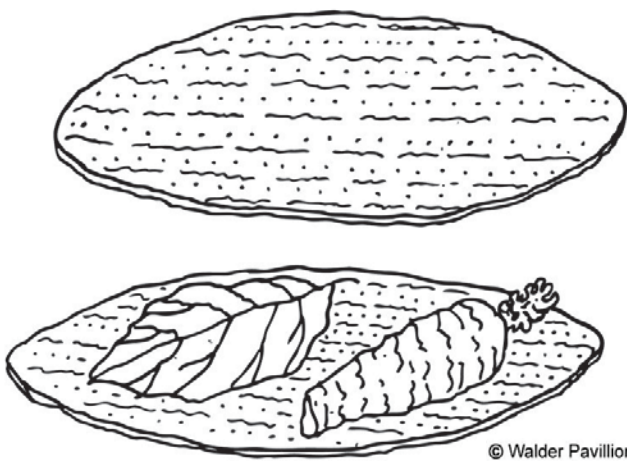
חרוסת



חמץ


Korech

We have a  sandwich with
מָרוֹר inside.



Shulchan Orech

We have a very nice meal.





Tzafun

We find the Afikomen and we eat it



© Walder Pavillon



בּוֹרְכֵי

We bentsch and then drink a cup of wine.



Hallel

We sing Hallel to Hashem to say Thank You to Hashem for everything



© Walder Pavillion





Nirtza

We tell Hashem that
WE WANT MOSHLACH and
hope that we will be in
Yerushalayim next year.

הַמִּצְוָה הַבְּאֵר וְהַמַּלְאָכִים

